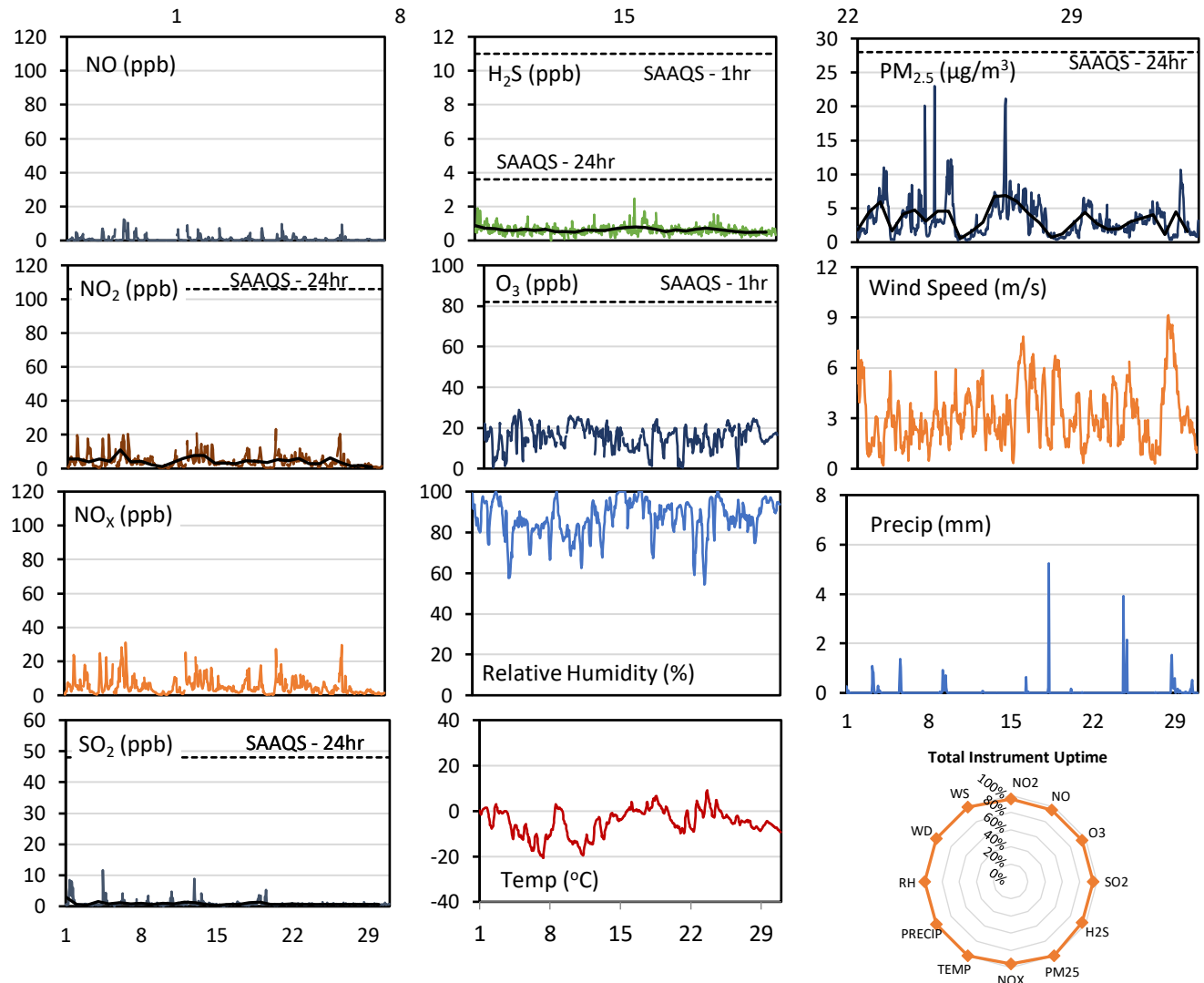
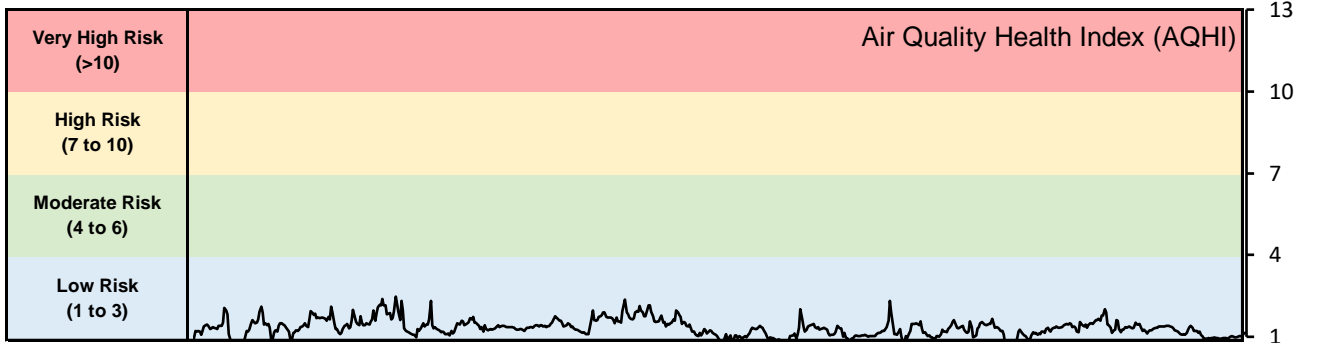
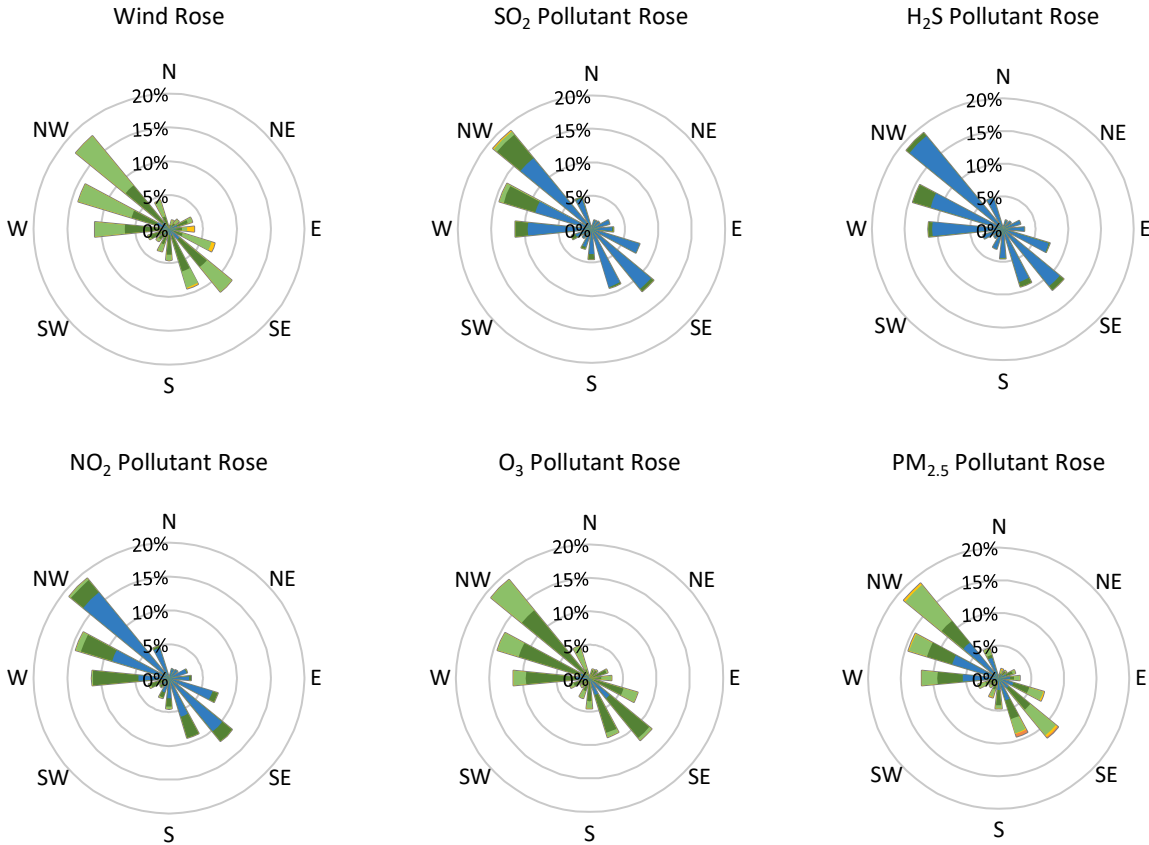


GPAZ Regina Station - November 2019 Summary Report

Pollutants		Month Records		24-Hour Records				1-Hour Records			
Name	Conc. Unit	Avg. Conc.	Total Uptime	Maximum		SAAQS Standard	Exceed Days	Maximum		SAAQS Standard	Exceed Hours
				Conc.	Time			Conc.	Time		
NO	ppb	0.8	96%	3.2	Nov-06	-	-	12.4	Nov-06 09:00	-	-
NO ₂	ppb	4.3	96%	11.0	Nov-06	106	0	23.3	Nov-20 20:00	159	0
NO _x	ppb	5.1	96%	14.3	Nov-06	-	-	31.1	Nov-06 18:00	-	-
SO ₂	ppb	0.9	96%	3.0	Nov-01	48	0	11.6	Nov-04 11:00	172	0
H ₂ S	ppb	0.6	96%	0.9	Nov-01	3.6	0	2.5	Nov-16 22:00	11	0
O ₃	ppb	15.5	96%	23.6	Nov-10	-	-	28.9	Nov-04 14:00	82	0
PM _{2.5}	µg/m ³	3.4	100%	6.9	Nov-14	28	0	23.0	Nov-07 18:00	-	-

SAAQS: Saskatchewan Ambient Air Quality Standards





Parameters	Unit	Color Code for Wind Speed and Pollution Concentration Class						
		0.3 ≤ WS < 1.4	1.4 ≤ WS < 3.1	3.1 ≤ WS < 7.8	7.8 ≤ WS < 10.8	10.8 ≤ WS < 13.6	WS ≥ 13.6	
SO ₂	ppb	0 ≤ C < 1	1 ≤ C < 5	5 ≤ C < 10	10 ≤ C < 57	57 ≤ C < 172	C ≥ 172	
NO ₂	ppb	0 ≤ C < 5	5 ≤ C < 15	15 ≤ C < 30	30 ≤ C < 100	100 ≤ C < 212	C ≥ 212	
H ₂ S	ppb	0 ≤ C < 1	1 ≤ C < 3.6	3.6 ≤ C < 5	5 ≤ C < 8	8 ≤ C < 10.8	C ≥ 10.8	
O ₃	ppb	0 ≤ C < 10	10 ≤ C < 20	20 ≤ C < 40	40 ≤ C < 60	60 ≤ C < 82	C ≥ 82	
PM _{2.5}	µg/m ³	0 ≤ C < 2	2 ≤ C < 4	4 ≤ C < 10	10 ≤ C < 20	20 ≤ C < 30	C ≥ 30	

Monthly Update

- Achieved > 99% of scheduled uptime for all parameters
- Downtime of 4% due to routine daily internal zeroes and spans